



All-Americans



Randy Holmes



Tom Beer




Matt Carey



Joe Gough




Tim Morris



Gary Ruttan



Tony Hawk



Pierre Brown

**Academic
All-American**

1971 Gary Schultz
1972 Walt Stasinski

**Associated Press
Third Team**

2000 Pierre Brown

**All-American
Honorable Mention**

1988 Randy Holmes

**Football Gazette
Offense Third Team**

1994 Joe Gough

**Football Gazette
Defense Third Team**

1994 Tim Morris

**Football Gazette
Honorable Mention**

1997 Tony Hawk

**Division II SID
Defense Third Team**

1994 Tim Morris

**C.M. Frank Offense
Second Team**

1994 Joe Gough

**C.M. Frank Defense
Second Team**

1994 Tim Morris

**C.M. Frank Offense
Honorable Mention**

1993 Joe Gough

**C.M. Frank Defense
Honorable Mention**

1993 Tom Beer
1994 Gary Ruttan

**C.M. Frank
Offense Special
Honorable Mention**

1994 Matt Carey

<p>Hansen's Football Gazette National Defensive Player of the Week</p> <p>1995 Ron Adkins vs. Northern Michigan</p>
--

**Daktronics, Inc.
Northeast Region
First Team**


2000 Huston Julian

**Daktronics, Inc.
Northeast Region
Second Team**

2000 Pierre Brown
..... Thabiti Williamson



Pierre Brown hauls in a pass against Ferris State.



Huston Julian speaking at the 2000 Wayne State Football Banquet.

Wayne State University senior wide receiver Pierre Brown (West Bloomfield, Mich.) participated in the 2002 Whataburger Cactus Bowl held on January 11 in Kingsville, Texas, on the campus of Texas A&M University-Kingsville.

Brown had four receptions for 42 yards for the East squad.

Formerly known as the Snow Bowl, the Cactus Bowl uses an East/West format with teams comprised of Division II Players.

Huston Julian (Roseville, Mich.) played in the 2001 Cactus Bowl following the completion of the 2000 season. "This was just an amazing experience," said Julian. "It was nice to put on the pads once again and play the game that I love. There was great support from the community for the game and it was an unbelievable atmosphere to be around. It was nice to be a celebrity for a week."

After the end of the 1997 campaign, Tony Hawk and Derek Lindsay both participated.

The inaugural NCAA Division II All-Star game was held on January 6, 1994, at the FargoDome in Fargo, North Dakota.

Wayne State linebacker Tom Beer was one of six players selected from the MIFC to participate in the inaugural Snow Bowl.



Wayne State and the NFL

Tom Beer

6-1, 237, LB
Born – March 27, 1969
Bay Port (MI) H.S.
Saginaw Valley-Wayne State

Drafted in the seventh round of the 1994 draft by the Detroit Lions (215th overall); Played 41 games with the Detroit Lions from 1994-96; played 9 games in 1994, played all 16 games in 1995-96.



Pierre Brown

6-1, 180, WR
Born – July 19, 1979
West Bloomfield H.S.

Signed as a free agent by the Detroit Lions on April 26, 2002.



Paul Butcher

6-0, 230, LB
Born – Nov. 8, 1963
Dearborn St. Alphonsus H.S.

Played 134 games with the Detroit Lions, Los Angeles Rams, Indianapolis Colts, Carolina Panthers and Oakland Raiders from 1986-96; played 12 games with Detroit in 1986-87, played all 16 games with Detroit in 1988, played the 1989 post-season with Los Angeles, played all 16 games with the Rams in 1990-91, played 1 game in 1992 with the Rams, played all 16 games in 1993 with Indianapolis, played 13 games in 1994 with the Colts, played all 16 games in 1995 with Carolina, played all 16 games in 1996 with Oakland; had three kickoff returns for seven yards.



Rick Byas

5-9, 180, DB
Born – Oct. 19, 1950
Detroit MacKenzie H.S.
Eastern Michigan-Wayne State

Played 103 games with the Atlanta Falcons from 1974-80; played all 14 games in 1974-75-76-77, played all 16 games in 1978-79, played 15 games in 1980; had six interceptions for 193 yards; returned four punts for 30 yards; returned 23 kickoffs for 519 yards; scored three touchdowns.

Jack Crittendon

6-1, 190, OE
Born – Aug. 9, 1930
Ferndale H.S.
Played 10 games with the Chicago Cardinals in 1954; had five receptions for 48 yards; missed one field goal attempt.

Walt Jenkins

6-1, 223, DE/DT
Born – Dec. 9, 1930
Detroit Miller H.S.
Drafted in the ninth round of the 1955 draft by the Detroit Lions (108th overall); Played 2 games in 1955 with Detroit.



Tom Kennedy

6-0, 218, OT
Born – June 4, 1920
Pittsfield, MA
Played 2 games in 1944 with the Detroit Lions.




Bob Langas

6-4, 230, DE
Born – Jan. 22, 1930
Detroit Cooley H.S.
Played 8 games in 1954 with Baltimore; had one kickoff return for 18 yards.

Ben Paolucci

6-2, 240, DT
Born – March 5, 1937
Detroit Cass Tech H.S.
Drafted in the ninth round of the 1958 draft by the Detroit Lions (109th overall); Played 4 games in 1959 with Detroit.



Valentino “Tino” Sabuco

6-1, 206, C
Born – Dec. 20, 1926
Detroit MacKenzie H.S.
Played 10 games in 1949 with San Francisco in the All-American Football Conference.

John Sokolosky

6-2, 240, C
Born – April 2, 1956
Detroit De La Salle H.S.
Played 11 games in 1978 with the Detroit Lions.



Vic Zucco

6-0, 187, DB
Born – Sept. 4, 1935
Pittsburgh, PA
Drafted in the fifth round of the 1957 draft by the Chicago Bears (60th overall); Played 38 games with the Chicago Bears from 1957-60, played all 12 games in 1957-58-60, played 2 games in 1959; had 12 kickoff returns for 384 yards; had eight interception returns for 85 yards; had 37 punt returns for 176 yards; recovered three fumbles; returned one fumble for a touchdown.



The first football jersey ever retired at Wayne State University is the number 35 shirt last worn by Ron Solack. Ron died of post-surgery complications in 1968, on the eve of the opening of the new Wayne State University Stadium. Ron wore his Wayne State uniform with unmatched pride and played the game with enthusiasm. He would have been a senior member of the 1969 team. An award was instituted in his name in 1969. Following is a list of recipients of this award.

Ron Solack Award Winners

Bill Cortis	1969
Don Didlake	1970
Gary Schultz	1971
John Wilkerson	1972
Dick Byas	1973
Chuck Cosner	1974
Ed Skowneski	1975
Keith Anleitner	1976
Randy Epley	1977
Jerry LaPointe	1978
Don Sarnacki	1979
Phil Emery	1980
Bob VanGorder	1981
Craig Gerbe	1982
Scott Fisher	1983
Tom Doran	1984
John Taylor	1985
Rich Glodowski	1986
Roger Calcaterra	1987
Derrick Mason	1988
Tony Beaune	1989
Steve Lee	1990
Todd Vydick	1991
Tom Leadbetter	1992
Kevin Worthy	1993
Matt Conley	1994
Dustan Cunningham	1994
Steve Zayachkowsky	1995
Jim Filipiak	1996
Rodney Simmons	1997
Andy Grimm	1998
Doug DenDooven	1999
Huston Julian	2000
Mohamad Bazzi	2001



**Mohamad Bazzi accepts the 2001
Ron Solack “Number 35 Award”**



WSU Team Awards

Most Valuable Player

1992 Joe Gough

Offensive Most Valuable Player

1996 Arnie Gillert
1999 Thabiti Williamson
2001 Pierre Brown

Defensive Most Valuable Player

1999 Don Galovich
2001 Joe Spuhler

Special Teams Most Valuable Player

1993 Nate Bush
1995 Matt Fishburn
1999 Joe Niemczewski
2001 Jorge Gomez

Most Outstanding Freshman/ Rookie of the Year

1992 Dino Candela
1993 Rich Hammoud
1996 Tim Homrich
1999 Ed Atar

Most Improved Defensive Player

1979 Larry Smith
1993 Paul Schroeder
1995 Ron Adkins

Most Improved Offensive Player

1992 Matt Carey
1996 Tim Carpenter

Scout Team Offensive Player/ Tomorrow's Team Offensive Player/ Offensive Rookie of the Year

1992 Garth Frost
1995 David Margulewicz
1996 Kraig Westley
1997 Andrew Cicarella
1999 Zac McKee
2001 Bryan Brandenburg

Scout Team Defensive Player/ Tomorrow's Team Defensive Player/ Defensive Rookie of the Year

1993 Anthony Wright
1999 Jon O'Neil
2001 Nick Hall

Most Valuable Defensive Lineman

1979 Don Sarnacki
1993 Tim Morris
1999 Tim Homrich

Most Valuable Offensive Lineman

1979 Jeff Kovach
1993 Matt Carey
1999 Kevin Smith

Most Valuable Linebacker

1989 Tim Morris
1990 Tim Morris

Most Valuable Offensive Back

1979 Bruce Nichols
1992 Joe Gough
1993 Joe Gough

Most Valuable Defensive Back

1974 Keith Anleitner
1975 Keith Anleitner
1979 Chuck Aldrich
1991 Tony Hawk
1995 Rod Simmons
1996 Tony Hawk

Attention: Individuals who can provide any missing awards data should contact the WSU Sports Information Office at (313) 577-7542. Your valuable assistance would be greatly appreciated. Thank you!




Pierre Brown




Joe Spuhler



Jorge Gomez



Bryan Brandenburg



Nick Hall

RUSHING

Most Attempts

Game	52	Joe Gough vs. Hillsdale, 1993
Season	385	Joe Gough, 1994
Career	996	Joe Gough, 1991-94

Net Yards

Game	314	Randy Holmes vs. Valparaiso, 1988
Season	1,593	Joe Gough, 1994
Career	4,204	Joe Gough, 1991-94

Touchdowns

Game	NA	
Season	18	Ed Skowneski, 1975
Career	37	Ed Skowneski, 1972-75

Average Per Carry

Game	NA	
Season	6.2	Thabiti Williamson, 2000
Career	7.33	Willy Morgan, 1947-49

PASSING

Attempts

Game	59	Michael Gluski vs. Hillsdale, 1998
Season	390	Mark Friday, 1993
Career	833	Michael Gluski, 1994-95, 97-98

Completions

Game	26	Michael Gluski vs. St. Joseph, 1998 Anthony Frederick vs. Ferris State, 1995 Paul Kroll vs. Saginaw Valley, 1989
Season	209	Mark Friday, 1993
Career	374	Michael Gluski, 1995-95, 97-98

Yards

Game	425	Jason Charron vs. Findlay, 2000
Season	2,478	Mark Friday, 1993
Career	4,836	Michael Gluski, 1994-95, 97-98

Interceptions

Game	5	Jason Charron at Hillsdale, 2000 Rich Popp vs. Northwood, 1986
Season	19	Jason Charron, 2000 Mark Friday, 1993 Paul Kroll, 1989 Ollie Mitchell, 1982
Career	44	Jason Charron, 1999-01

Touchdowns

Game	5	Dan Gray at Findlay, 2001
Season	21	Jason Charron, 2000
Career	38	Jason Charron, 1999-01 Michael Gluski, 1994-95, 97-98

Percentage

Game	NA	
Season	.515	Jimmy Hill, 1996
Career	.520	Jimmy Hill, 1996-98

Average Per Completion

Season	16.2	Jason Charron, 2000
Career	NA	

SCORING

Points Scored

Game	30	Russ Lightbody vs. Ferris State, 1920
<i>Kicker</i>	15	Carey Starnes vs. Towson State, 1980
Season	110	Pierre Brown, 2000
<i>Kicker</i>	57	Jerry McGowan, 1984
Career	234	Pierre Brown, 1998-01
<i>Kicker</i>	158	Matt Fishburn, 1994-97

Touchdowns

Game	4	Pierre Brown vs. Findlay, 2001 Steve Lee vs. Indianapolis, 1990 L.C. Bulger III vs. Michigan Tech, 1984
Season	18	Pierre Brown, 2000 Ed Skowneski, 1975
Career	38	Pierre Brown, 1998-01

Point After Touchdown Attempts

Game	NA	
Season	34	Matt Pomeroy, 2000
Career	77	Dick Lisabeth, 1951-54

Point After Touchdown Made

Game	8	Robert Guindi vs. Northwood, 1979 Dick Lisabeth vs. Omaha, 1951
Season	30	Bill Kelley, 1975
Career	68	Matt Fishburn, 1994-97

Consecutive Point After Touchdowns Made

Season	17	Craig Motzer, 1987 Bill Kelley, 1975
Career	29	Craig Motzer, 1986-87

Field Goals Made

Game	5	Carey Starnes vs. Towson State, 1980
Season	12	Matt Fishburn, 1997 Craig Motzer, 1987
Career	30	Matt Fishburn, 1994-97

Consecutive

NA

RECEIVING

Receptions

Game	12	Ray Ponder vs. Grand Valley, 1991
Season	66	Pierre Brown, 2000
Career	177	Ray Ponder, 1989-92

Yards

Game	239	Dick Lisabeth vs. North Dakota State, 1954
Season	1,492	Pierre Brown, 2000
Career	3,138	Pierre Brown, 1998-01

Touchdowns

Game	4	Pierre Brown at Findlay, 2001
Season	17	Pierre Brown, 2000
Career	37	Pierre Brown, 1998-01

Average Per Reception

Game	NA	
Season	NA	
Career	NA	

PUNTING

Attempts

Game	16	Alex Jamieson vs. Central Michigan, 1930
Season	77	Brad Newitt, 1999
Career	223	Erik Burton, 1991-94

Yards

Game	589	George Gembis vs. Michigan State, 1939
Season	2,865	Brad Newitt, 1999
Career	8,051	Erik Burton, 1991-94

Average

Game	52.3	A.J. Vaughn vs. John Carroll, 1965
Season	44.1	A.J. Vaughn, 1965 (17-750)
Career	41.1	George Gembis, 1936-38

TOTAL OFFENSE

Plays

Game	64	Michael Gluski vs. St. Joseph, 1988
Season	448	Mark Friday, 1993
Career	1,036	Ed Skowneski, 1972-75

Yards

Game	555	A.J. Vaughn vs. Wisconsin-Milwaukee, 1967
Season	2,374	Mark Friday, 1993
Career	4,984	Michael Gluski, 1994-95, 97-98

KICK RETURNS

Punt Returns

Game	7	Keith Bennett vs. Central State, 1986
Season	28	Keith Bennett, 1986
Career	63	Keith Bennett, 1983-86

Punt Return Yardage

Game	145	Newman Ertell vs. Ferris State, 1923 Sterling Walker vs. Indianapolis, 2000
Season	342	Nate Bush, 1993
Career	615	Nate Bush, 1993-95

Kickoff Returns

Game	7	Derrick Coakley vs. Grand Valley, 1989 John Kocher vs. Wheaton, 1961
Season	28	Jon Roberts, 1998
Career	81	Jon Roberts, 1995-98

Kickoff Return Yardage

Game	167	Jon Roberts vs. Bloomsburg, 1996
Season	634	Jon Roberts, 1998
Career	1,734	Jon Roberts, 1995-98

Kickoff Return Average

Game	49.3	Dick Lisabeth vs. Iowa State, 1951
Season	32.0	Steve Lee, 1988
Career	26.2	Don Robinson, 1968-71

ALL-PURPOSE YARDS

Game	346	Sterling Walker at Northern Michigan, 2001 (216 rec., 123 KOR, 7 PR)
Season	2,128	Thabiti Williamson, 2000
Career	4,536	Joe Gough, 1991-94

INTERCEPTIONS

Pass Interceptions

Game	4	Chuck Aldrich vs. Michigan Tech, 1982 Jerry Megenity vs. Hillsdale, 1976 Dick Lisabeth vs. Washington (MO), 1954
Season	13	Matt Didio, 1983
Career	23	Chuck Aldrich, 1979-82

Yards

Game	100	John Kersey vs. SUNY-Buffalo, 1981 Don Fears vs. Thiel, 1959 Angelo Nicholas vs. Allegheny, 1959
Season	221	Don Fears, 1959
Career	373	Chuck Aldrich, 1979-82

TOTAL TACKLES

Game	26	Tim Morris vs. Saginaw Valley, 1990
Season	172	Tim Morris, 1994
Career	527	Tim Morris, 1989-90, 93-94

SOLO TACKLES

Season	116	Tim Morris, 1994
Career	321	Tim Morris, 1989-90, 93-94

ASSIST TACKLES

Season	86	Paul Butcher, 1985
Career	230	Paul Butcher, 1982-85

TACKLES FOR LOSS

Game	6	Gary Ruttan vs. St. Francis, 1994
Season	24	Joe Spuhler, 2000
Career	53	Daishawn Franklin, 1995-98

TACKLES FOR LOSS YARDS

Season	107	Avery Barton-Taylor, 1984
Career	268	Albert Brown, 1983-86

QUARTERBACK SACKS

Season	13.5	Gary Ruttan, 1994
Career	32.5	Albert Brown, 1983-86



Individual Records

SINGLE-GAME LEADERS

Rushing Attempts

52	Joe Gough vs. Hillsdale, 1993
39	Mike Cahill vs. Illinois-Benedictine, 1974
37	Mike Stankovich vs. Hilldale, 1976
33	Ed Skowneski vs. Eastern Illinois, 1973
32	Nick Cherup vs. Central Michigan, 1941
31	Elbert Richmond vs. Washington (MO), 1951
31	Terry Grimes vs. Ashland, 1976
30	Elbert Richmond vs. Washington, 1952
30	Walt Lyszak vs. Thiel, 1964
30	Ed Skowneski vs. Hofstra, 1973

Net Yards Rushing

314	Randy Holmes vs. Valparaiso, 1988
271	A.J. Vaughn vs. Wisconsin-Milwaukee, 1967
258	Joe Gough vs. Indianapolis, 1992
237	Mike Stankovich vs. Hillsdale, 1976
228	Vic Zucco vs. Washington (MO), 1953
224	L.C. Bulger III vs. Michigan Tech, 1984
215	L.C. Bulger III vs. Michigan Tech, 1987
213	Joe Gough vs. Hillsdale, 1993
205	Joe Gough vs. Saint Joseph's, 1992
203	Ed Skowneski vs. Valparaiso, 1975

Rushing Touchdowns

NA

Passing Attempts

59	Michael Gluski vs. Hillsdale, 1998
50	Mark Friday vs. Ashland, 1993
46	Dan Gray at Ashland, 2001
45	Alastair Mitchell vs. Illinois State, 1982
42	Alastair Mitchell vs. Hillsdale, 1982
41	Dan Gray at Findlay, 2001
41	Dan Gray at Northern Michigan, 2001
38	Dan Gray vs. Ferris State, 2001
36	Dan Gray vs. Hillsdale, 2001
35	Gary Rossi vs. Hillsdale, 1970

Pass Completions

26	Michael Gluski vs. St. Joseph, 1998
26	Anthony Frederick vs. Ferris State, 1995
26	Paul Kroll vs. Saginaw Valley, 1989
25	Jason Charron vs. Findlay, 2000
22	Dan Gray at Findlay, 2001
20	Alastair Mitchell vs. Illinois State, 1982
19	Pat Burns vs. Ferris State, 1982
17	Pat Burns vs. Hillsdale, 1980
17	Alastair Mitchell vs. Hillsdale, 1982
16	Bob Mistele vs. Detroit, 1945
16	Mitch Ritter vs. Hillsdale, 1971

Yards Passing

425	Jason Charron vs. Findlay, 2000
376	Mark Grennier vs. Ferris State, 1987
363	Dan Gray at Northern Michigan, 2001
358	Paul Kroll vs. Saginaw Valley, Oct. 28, 1989
357	Paul Kroll vs. Indianapolis, 1990
337	Jason Charron vs. Mercyhurst, 2000
328	Paul Kroll vs. Ferris State, 1990
325	Michael Gluski vs. Westminster, 1998
318	Michael Gluski vs. Indianapolis, 1998
317	Dan Gray at Findlay, 2001

Touchdown Passes

5	Dan Gray at Findlay, 2001
4	Dan Gray at Northern Michigan, 2001
4	Jason Charron vs. Findlay, 2000
4	Dan Gray vs. Ashland, 2000
4	Michael Gluski vs. Grand Valley, 1997
4	Mark Friday vs. Indianapolis, 1993
4	Paul Kroll vs. Ferris State, 1990
4	Paul Kroll vs. Ferris State, 1989
4	A.J. Vaughn vs. Wisconsin-Milwaukee, 1967
4	A.J. Vaughn vs. Case Tech, 1967

Passing Percentage (10 att.)

NA

Receptions

12	Ray Ponder vs. Grand Valley, 1991
11	Pierre Brown at Findlay, 2001

11	Pierre Brown at Grand Valley, 2001
10	Pierre Brown at Ashland, 2001
10	Pierre Brown at Hillsdale, 2000
10	Pierre Brown vs. Findlay, 2000
9	Paul Longo vs. Northwood, 1980
9	Dick Lisabeth vs. North Dakota State, 1954
9	Paul Hay vs. Wisconsin-Milwaukee, 1967
9	Greg Goldstein vs. Albion, 1982

Reception Yards

239	Dick Lisabeth vs. North Dakota St., 1954
232	Pierre Brown at Hillsdale, 2000
216	Sterling Walker at Northern Michigan, 2001
209	Pierre Brown vs. Findlay, 2000
207	Mark Woodson vs. Grand Valley, 1981
205	Pierre Brown at Findlay, 2001
195	Pierre Brown at Indianapolis, 2000
187	Ray Ponder vs. Indianapolis, 1990
185	Pierre Brown vs. Ashland, 2000
183	John Hazely vs. Illinois State, 1949

Touchdown Receptions

4	Pierre Brown at Findlay, 2001
3	Pierre Brown at Hillsdale, 2000
3	Pierre Brown vs. Ashland, 2000
3	Pierre Brown vs. Findlay, 2000
3	Pierre Brown at Mercyhurst, 1999

Touchdowns Scored

4	Pierre Brown at Findlay, 2001
4	Steve Lee vs. Indianapolis, 1990
4	L.C. Bulger III vs. Michigan Tech, 1984
4	Mike Stankovich vs. Hillsdale, 1976
4	Terry Grimes vs. Ashland, 1976
4	Dick Byas vs. Illinois-Chicago Circle, 1973
4	Gary Baillargeon vs. Eastern Michigan, 1952
4	Elbert Richmond vs. Valparaiso, 1952
4	Al Litzenburger vs. Grand Rapids J.C., 1925
4	Russ Lightbody vs. Ferris State, 1920

Points Scored

30	Russ Lightbody vs. Ferris State, 1920
25	Elbert Richmond vs. Valparaiso, 1952
24	Pierre Brown at Findlay, 2001
24	Dick Byas vs. Illinois-Chicago Circle, 1973
24	Gary Baillargeon vs. Eastern Michigan, 1952
24	John Hazely vs. Southern Illinois, 1949
22	John Hazely vs. Omaha, 1948

Points Scored By Kicking

15	Carey Starnes vs. Towson State, 1980
12	Greg Guyon vs. Ferris State, 1974
10	Greg Guyon vs. Wisconsin-Milwaukee, 1974
9	Robert Guindi vs. Northwood, 1979
9	Greg Guyon vs. Wisconsin-Milwaukee, 1974
9	Greg Guyon vs. Ferris State, 1974
8	Dick Lisabeth vs. Omaha, 1951
8	Bill Kelley vs. Ferris State, 1975

Extra Point Attempts

NA

Extra Points Made

8	Robert Guindi vs. Northwood, 1979
8	Dick Lisabeth vs. Omaha, 1951
6	H.G. Iler vs. Central Michigan, 1919
6	Russ Lightbody vs. Ferris State, 1920
6	John Hazely vs. Southern Illinois, 1949
6	Bill Kelley vs. Saint Joseph's, 1975
5	Eight times by four different individuals

Field Goals Made

5	Carey Starnes vs. Towson State, 1980
3	Robert Guindi vs. Northwood, 1979
3	Greg Guyon vs. Wisconsin-Milwaukee, 1974
3	Greg Guyon vs. Ferris State, 1974

Punt Attempts

16	Alex Jamieson vs. Central Michigan, 1930
15	George Gembis vs. Michigan State, 1936
15	George Gembis vs. Michigan State, 1937
14	George Gembis vs. Michigan State, 1938
13	Jack Kline vs. Hillsdale, 1970
13	George Gembis vs. Central Michigan, 1936

Punting Yards

589	George Gembis vs. Michigan State, 1936
-----	--

567	Alex Jamieson vs. Central Michigan, 1930
563	George Gembis vs. Michigan State, 1937
520	George Gembis vs. Central Michigan, 1936
493	George Gembis vs. Michigan State, 1938
484	George Gembis vs. Eastern Michigan, 1938
410	Greg Guyon vs. Hillsdale, 1973

Punting Average

52.3	A.J. Vaughn vs. John Carroll, 1965
------	------------------------------------

Plays

64	Michael Gluski vs. St. Joseph, 1998
63	Mark Friday vs. Ashland, 1993
59	Michael Gluski vs. Hillsdale, 1998
52	Joe Gough vs. Hillsdale, 1993
52	A.J. Vaughn vs. Case Tech, 1967
47	A.J. Vaughn vs. Wisconsin-Milwaukee, 1967
44	Ed Skowneski vs. Valparaiso, 1973
44	Ed Skowneski vs. Illinois-Benedictine, 1973
43	Mitch Ritter vs. Hillsdale, 1971

Yards Gained

555	A.J. Vaughn vs. Wisconsin-Milwaukee, 1967
424	Jason Charron vs. Findlay, 2000
368	Mike Greenier vs. Ferris State, 1987
354	Paul Kroll vs. Saginaw Valley, Oct. 28, 1989
351	Paul Kroll vs. Ferris State, 1990
338	Jason Charron vs. Mercyhurst, 2000
337	Michael Gluski vs. Westminster, 1998
334	A.J. Vaughn vs. Case Tech, 1967
331	Jimmy Hill vs. St. Francis, 1996
331	Paul Kroll vs. Indianapolis, 1990

Punt Returns

NA

Punt Return Yards

145	Sterling Walker at Indianapolis, 2000
145	Newman Ertell vs. Ferris State, 1923
138	Dick Byas vs. Illinois-Chicago Circle, 1973

Pass Interceptions

4	Chuck Aldrich vs. Michigan Tech, 1982
4	Jerry Megenity vs. Hillsdale, 1976
4	Dick Lisabeth vs. Washington (MO), 1954
3	Jim Russell vs. Bradley, 1969
3	Jerry Megenity vs. Saint Joseph's, 1975

Pass Interception Yards

100	John Kersey vs. SUNY-Buffalo, 1981
100	Don Fears vs. Thiel, 1959
100	Angelo Nicholas vs. Allegheny, 1959

Kickoff Returns

7	Roger White vs. Grand Valley, 2001
7	Derrick Coakley vs. Grand Valley, 1989
7	John Kocher vs. Wheaton, 1961

Kickoff Return Yards

167	Jon Roberts vs. Bloomsburg, 1996
148	Dick Lisabeth vs. Iowa State, 1951

All-Purpose Yards

346	Sterling Walker at Northern Michigan, 2001
298	Thabiti Williamson vs. Mercyhurst, 2000

Total Tackles

26	Tim Morris vs. Saginaw Valley, 1990
20	Paul Butcher vs. Hillsdale, 1985

Tackles For Loss

6	Gary Ruttan vs. St. Francis, 1994
6	Joe Spuhler vs. Indianapolis, 2001

SEASON LEADERS

Rushing Attempts

385	Joe Gough, 1994
324	Joe Gough, 1993
285	Joe Gough, 1992
241	L.C. Bulger III, 1987
230	Ed Skowneski, 1973
214	Steve Lee, 1991
204	Thabiti Williamson, 2000
200	Vic Chenault, 1986
198	Randy Holmes, 1988
188	Steve Lee, 1990

Net Yards Rushing

1,593	Joe Gough, 1994
1,340	Joe Gough, 1992
1,266	Thabiti Williamson, 2000
1,250	Joe Gough, 1993
1,104	L.C. Bulger III, 1987
950	Arnie Gillert, 1997
906	Randy Holmes, 1988
904	Steve Lee, 1990
878	Mike Stankovich, 1976
854	Ed Skowneski, 1973

Rushing Touchdowns

18	Ed Skowneski, 1975
13	Joe Gough, 1994
12	Joe Gough, 1993
11	Terry Grimes, 1976
10	Ed Skowneski, 1974
9	Vic Chenault, 1986
8	Joe Gough, 1992
8	Steve Lee, 1991
8	Randy Holmes, 1988
8	L.C. Bulger III, 1987
8	Ed Skowneski, 1973

Average Yards Per Carry

8.06	Vic Zucco, 1953
8.05	John Hazely, 1947
6.8	Gary Baillargeon, 1952
6.2	Thabiti Williamson, 2000
5.54	John Hazely, 1948
5.45	Jim Morse, 1960
5.43	Arnie Gillert, 1997
5.42	Randy Alexander, 1978
5.2	Elbert Richmond, 1952
5.0	A.J. Vaughn, 1967

Passing Attempts

390	Mark Friday, 1993
335	Jason Charron, 2000
334	Michael Gluski, 1997
322	Michael Gluski, 1998
291	Paul Kroll, 1989
278	Dan Gray, 2001
274	Jason Charron, 1999
257	Rich Popp, 1984
220	Anthony Frederick, 1995
208	Mike Greenier, 1987

Pass Completions

209	Mark Friday, 1993
156	Michael Gluski, 1997
153	Michael Gluski, 1998
147	Jason Charron, 2000
138	Rich Popp, 1984
137	Paul Kroll, 1989
121	Dan Gray, 2001
117	Jason Charron, 1999
106	Anthony Frederick, 1995
100	Jimmy Hill, 1996

Yards Passing

2,478	Mark Friday, 1993
2,385	Jason Charron, 2000
1,981	Michael Gluski, 1998
1,884	Michael Gluski, 1997
1,824	Paul Kroll, 1989
1,798	Rich Popp, 1984
1,735	Dan Gray, 2001
1,329	Jason Charron, 1999
1,306	Mike Greenier, 1987
1,304	Anthony Frederick, 1995

Passes Had Intercepted

19	Jason Charron, 2000
19	Mark Friday, 1993
19	Paul Kroll, 1989
19	Alastair Mitchell, 1982

Touchdown Passes

21	Jason Charron, 2000
19	Michael Gluski, 1998
19	Mark Friday, 1993
17	A.J. Vaughn, 1967
14	Michael Gluski, 1997
14	Dick Brown, 1952
13	Dan Gray, 2001
12	Jason Charron, 1999
12	Paul Kroll, 1989
12	Rich Popp, 1984

Passing Percentage

.538	John Lonchar (71-132), 1983
.537	Rich Popp (138-257), 1984
.536	Mark Friday (209-390), 1993
.531	Anthony Frederick (93-175), 1994
.515	Jimmy Hill (100-194), 1996
.514	Mike Soluk (56-109), 1960
.500	Dick Brown (63-126), 1952
.496	Ed Skowneski (59-119), 1975
.491	Jeff Ragland (81-165), 1979
.490	Jeff Kucemba (76-155), 1990

Passing Efficiency Rating

125.28	Anthony Frederick, 1994
117.76	Rich Popp, 1984
113.30	Mark Friday, 1993
113.03	Jason Charron, 2000
111.48	Ed Skowneski, 1975
110.97	John Lonchar, 1983
108.49	Jeff Kucemba, 1990
108.11	Michael Gluski, 1998
106.85	Paul Kroll, 1990
106.15	Jim Gendron, 1976

Average Yards Per Completion

16.2	Jason Charron, 2000
15.2	Jim Gendron, 1976
14.9	Rich Popp, 1986
14.4	Ed Skowneski, 1975
14.3	Dan Gray, 2001
13.8	Jeff Kucemba, 1990
13.4	Paul Kroll, 1990
13.3	Paul Kroll, 1989
13.3	Mike Greenier, 1987
13.2	Anthony Frederick, 1994

Receptions

66	Pierre Brown, 2000
60	Jimmy Hill, 1998
57	Pierre Brown, 2001
54	Ray Ponder, 1991
54	Greg Goldstein, 1982
52	Ray Ponder, 1990
49	Jimmy Hill, 1997
45	Tom Badalamenti, 1984
39	Derrick Coakley, 1989
39	Joe Benke, 1988

Reception Yards

1,492	Pierre Brown, 2000
953	Pierre Brown, 2001
859	Ray Ponder, 1990
858	Jimmy Hill, 1998
845	Tom Badalamenti, 1984
785	Greg Goldstein, 1982
775	Jimmy Hill, 1997
723	Ray Ponder, 1991
610	Sterling Walker, 2001
586	Ray Ponder, 1989

Touchdown Receptions

17	Pierre Brown, 2000
15	Jimmy Hill, 1998
11	Pierre Brown, 2001
9	Pierre Brown, 1999
7	Ray Ponder, 1991
6	Sterling Walker, 2001
6	Jimmy Hill, 1997
6	Ray Ponder, 1990

6	David Lee, 1988
6	Jim Konopka, 1967
6	Elbert Richmond, 1952

Average Yards Per Reception (min. 25 receptions)

22.6	Pierre Brown, 2000
19.7	Chad Fietsam, 1986
19.4	Brandon Brown, 2000
18.8	Tom Badalamenti, 1984
17.2	Pierre Brown, 1999
16.9	Nate Bush, 1993
16.7	Pierre Brown, 2001
16.5	Sterling Walker, 2001
16.5	Ray Ponder, 1990
16.3	Ray Ponder, 1989

All-Purpose Yards (rushing, receiving, returns)

2,128	Thabiti Williamson, 2000
1,727	Steve Lee, 1990
1,600	Joe Gough, 1994
1,593	Pierre Brown, 2000
1,481	Joe Gough, 1993
1,358	Derrick Coakley, 1989
1,348	Sterling Walker, 2001
1,340	Joe Gough, 1992
1,212	Arnie Gillert, 1997
1,181	Randy Holmes, 1988

Touchdowns Scored

18	Pierre Brown, 2000
18	Ed Skowneski, 1975
15	Jimmy Hill, 1998
14	Joe Gough, 1993
13	Joe Gough, 1994
13	Elbert Richmond, 1952
12	Terry Grimes, 1976
11	Pierre Brown, 2001
11	John Hazely, 1949
10	Steve Lee, 1990
10	Ed Skowneski, 1974
10	Frank Cudillo, 1937

Points Scored

110	Pierre Brown, 2000
108	Ed Skowneski, 1975
94	Jimmy Hill, 1998
84	Joe Gough, 1993
81	John Hazely, 1949
80	Joe Gough, 1994
79	Elbert Richmond, 1952
72	Terry Grimes, 1976
66	Pierre Brown, 2001
61	Russ Lightbody, 1920

Extra Point Attempts

34	Matt Pomeroy, 2000
34	Bill Kelley, 1975
32	Duane Lockhart, 1977
32	Bill Kelley, 1976
27	Jerry McGowan, 1984
25	Stephen Wayne, 2001
23	Brad Newitt, 1998
22	Robert Klick, 1989
21	Brad Newitt, 1999
21	Robert Klick, 1988

Extra Points Made

30	Bill Kelley, 1975
29	Jeff Cetlinski, 1967
28	Bill Kelley, 1976
27	Matt Pomeroy, 2000
27	Duane Lockhart, 1977
24	Jerry McGowan, 1984
24	Dick Lisabeth, 1951
20	Robert Klick, 1989
20	Robert Klick, 1988
19	Brad Newitt, 1999
19	Brad Newitt, 1998
19	Greg Guyon, 1974

Field Goals Made

12	Matt Fishburn, 1997
12	Craig Motzer, 1987
11	Jerry McGowan, 1984
11	Jerry McGowan, 1983
10	Robert Klick, 1990
8	Brad Newitt, 1998



Individual Records

8	Matt Fishburn, 1994
7	Robert Klick, 1988
7	Craig Motzer, 1986
7	Greg Guyon, 1974

Punt Attempts

77	Brad Newitt, 1999
74	Andrew Szymanski, 1998
74	Chuck Aldrich, 1982
71	Mark Polcyn, 1986
69	Alastair Mitchell, 1983
65	Dean Bacheller, 1996
62	Adam Nemer-Kaiser, 1997
62	Bob Hock, 1975
60	Joe Delfgauw, 1989
60	Greg Guyon, 1974

Punting Yards

2,865	Brad Newitt, 1999
2,717	Chuck Aldrich, 1982
2,653	Andrew Szymanski, 1998
2,488	Mark Polcyn, 1986
2,406	Alastair Mitchell, 1983
2,359	George Gembis, 1938
2,300	Adam Nemer-Kaiser, 1997
2,279	Bob Hock, 1975
2,265	Greg Guyon, 1974
2,249	Joe Delfgauw, 1989

Punting Average

44.1	A.J. Vaughn, 1965
42.9	George Gembis (55-2359), 1938
40.4	Greg Guyon (54-2184), 1973
39.9	Jim MacMillan, 1958
38.4	Virg Florea, 1949
38.0	Erik Burton (46-1749), 1994
38.0	Tasso Rumeliotis, 1966
37.9	Joe Delfgauw (55-2082), 1990
37.8	Greg Guyon (60-2265), 1974
37.5	Joe Delfgauw (60-2249), 1989

Total Plays

448	Mark Friday, 1993
387	Michael Gluski, 1997
385	Joe Gough, 1994
367	Jason Charron, 2000
366	Michael Gluski, 1998
366	Paul Kroll, 1989
352	Ed Skowneski, 1973
345	Jimmy Hill, 1996
334	Dan Gray, 2001
305	Ed Skowneski, 1975

Yards Gained

2,374	Mark Friday, 1993
2,365	Jason Charron, 2000
2,031	Michael Gluski, 1998
1,965	Michael Gluski, 1997
1,866	A.J. Vaughn, 1967
1,680	Dan Gray, 2001
1,656	Rich Popp, 1984
1,656	Ed Skowneski, 1975
1,652	Paul Kroll, 1989
1,593	Joe Gough, 1994

Punt Returns

28	Keith Bennett, 1986
27	Dick Byas, 1973
26	Derrick Coakley, 1989
26	George Crawford, 1967
25	Sterling Walker, 2001
23	Nate Bush, 1993
23	Kevin Dixon, 1990
21	Nate Bush, 1994
19	Jimmy Hill, 1997
17	Don Didlake, 1970

Punt Return Yards

342	Nate Bush, 1993
327	Dick Byas, 1973
256	George Crawford, 1967
238	Derrick Coakley, 1989
230	Sterling Walker, 2001
230	Keith Bennett, 1986
204	Nate Bush, 1994

193	Don Didlake, 1970
174	Dick Lisabeth, 1951
170	Sterling Walker, 2000

Punt Return Average (7 or more returns)

14.9	Nate Bush (23-342), 1993
12.1	Dick Byas (27-327), 1973
11.4	Don Didlake (17-193), 1970
11.1	Keith Bennett (9-100), 1983
10.4	Keith Bennett (13-135), 1985
9.8	George Crawford (26-256), 1967
9.7	Nate Bush (21-204), 1994
9.2	Sterling Walker (25-230), 2001
9.2	Derrick Coakley (26-238), 1989
8.9	Brandon Brown (7-62), 2000

Pass Interceptions

13	Matt Didio, 1983
10	Terry Rusin, 1974
9	Mark Makela, 1983
7	Terry Johnson, 1978
7	Alan Case, 1951
6	Derrick Mason, 1986
6	Keith Anleitner, 1976
6	Jerry Megeenity, 1975
6	Alex Tishler, 1967
6	Dick Lisabeth, 1954

Pass Interception Yards

221	Don Fears, 1959
169	Alan Case, 1951
131	Matt Didio, 1983
123	Angelo Nicholas, 1959
115	Don Didlake, 1969
114	Derrick Mason, 1988
113	Larry Russell, 1928
100	John Kersey, 1981
100	Greg Marchenia, 1970
97	Russ Lightbody, 1922

Kickoff Returns

28	Jon Roberts, 1998
27	Thabiti Williamson, 2000
27	Derrick Coakley, 1989
25	Dick Byas, 1973
23	Sterling Walker, 2001
23	Thabiti Williamson, 1999
21	Jon Roberts, 1996
19	Kevin Dixon, 1990
19	Terry Rusin, 1974
18	John Kocher, 1961

Kickoff Return Yards

634	Jon Roberts, 1998
601	Thabiti Williamson, 2000
575	Dick Byas, 1973
551	Thabiti Williamson, 1999
524	Derrick Coakley, 1989
481	Jon Roberts, 1996
477	Sterling Walker, 2001
407	Steve Lee, 1990
372	Terry Rusin, 1974
357	Chad Fietsam, 1985

Kickoff Return Average (7 or more returns)

32.9	Craig Gerbe (8-263), 1979
32.0	Steve Lee, 1988
27.5	Don Robinson, 1971
24.6	Derrick Thomas (14-345), 1998
24.0	Thabiti Williamson (23-551), 1999
23.9	Steve Lee (17-407), 1990
23.7	Dustin Cunningham (13-308), 1994
23.4	Keith Bennett (7-164), 1983
23.0	Dick Byas (25-575), 1973
22.9	Jon Roberts (21-481), 1996

Total Tackles

172	Tim Morris, 1994 (116-56)
160	Keith Anleitner, 1975 (93-67)
158	Tim Morris, 1990 (95-63)
156	Randy Epley, 1977 (87-69)
155	Ken Johnson, 1996 (95-60)
147	Paul Butcher, 1985 (93-54)
145	Paul Butcher, 1984 (59-86)
144	Rod Simmons, 1997 (71-73)
135	Randy Epley, 1976 (73-62)
126	Keith Anleitner, 1976 (75-51)

CAREER LEADERS

Rushing Attempts

996	Joe Gough, 1991-94
649	Ed Skowneski, 1972-75
422	Elbert Richmond, 1950-52
410	Arnie Gillert, 1994-97
351	A.J. Vaughn, 1965-67
344	Thabiti Williamson, 1999-01
298	Wes Carlos, 1950-52
295	Tom Wilson, 1966-69
290	John Hazely, 1946-49
262	Jim MacMillan, 1956-58

Net Yards Rushing

4,204	Joe Gough, 1991-94
2,552	Steve Lee, 1988-91
2,459	Ed Skowneski, 1972-75
2,415	L.C. Bulger III, 1983-85, 87
2,010	Elbert Richmond, 1950-52
1,977	Arnie Gillert, 1994-97
1,971	Thabiti Williamson, 1999-01
1,927	Vic Chenault, 1984-86
1,783	Randy Alexander, 1977-80
1,517	John Hazely, 1946-49

Rushing Touchdowns

37	Ed Skowneski, 1972-75
25	Joe Gough, 1993-94
21	L.C. Bulger III, 1983-85, 87
17	Jim Gendron, 1976-78
16	Bruce Nichols, 1977-79
16	Elbert Richmond, 1950-52
15	Steve Lee, 1988-90
14	Vic Chenault, 1984-86
14	Tom Wilson, 1967-69
13	Terry Grimes, 1975-76

Average Per Rushing Attempt

7.33	Willy Morgan, 1947-49
7.29	Gary Baillargeon, 1951-52
6.41	Vic Zucco, 1953-54
5.73	Thabiti Williamson, 1999-01
5.23	John Hazely, 1946-49
5.12	Bob Rogers, 1972-75
4.92	Jim Morse, 1959-60
4.82	Arnie Gillert, 1994-97
4.80	George Crayton, 1969-70
4.76	Elbert Richmond, 1950-52

Passing Attempts

833	Michael Gluski, 1994-95, 97-98
746	Mark Friday, 1991-93
717	Jason Charron, 1999-01
520	Rich Popp, 1983-86
466	Paul Kroll, 1989-90
391	Dan Gray, 2000-01
387	Ed Skowneski, 1972-75
357	Mike Greenier, 1986-89
292	Dick Brown, 1950-52
254	Jimmy Hill, 1996-98

Pass Completions

374	Michael Gluski, 1994-95, 97-98
372	Mark Friday, 1991-93
316	Jason Charron, 1999-01
245	Rich Popp, 1983-86
222	Paul Kroll, 1989-90
163	Mike Greenier, 1986-89
162	Ed Skowneski, 1972-75
159	Dan Gray, 2000-01
132	Jimmy Hill, 1996-98
131	Dick Brown, 1950-52

Yards Passing

4,836	Michael Gluski, 1994-95, 97-98
4,425	Mark Friday, 1991-93
4,288	Jason Charron, 1999-01
3,285	Rich Popp, 1983-86
3,090	Paul Kroll, 1989-91
2,627	Anthony Frederick, 1992-95
2,418	Dan Gray, 2000-01
2,331	Ed Skowneski, 1972-75
2,132	Mike Greenier, 1986-89
1,972	Jeff Kucemba, 1990-91

Passes Had Intercepted

44	Jason Charron, 1999-01
36	Michael Gluski, 1994-95, 97-98
34	Mark Friday, 1991-93
34	Rich Popp, 1983-86
20	Dan Gray, 2000-01
17	Jimmy Hill, 1996-98

Touchdown Passes

38	Jason Charron, 1999-01
38	Michael Gluski, 1994-95, 97-98
31	Mark Friday, 1991-93
24	Dick Brown, 1950-52
21	A.J. Vaughn, 1965-67
19	Dan Gray, 2000-01
13	Mike Soluk, 1957-58, 60
11	Ed Skowneski, 1972-75
8	Gene D'Ambrosio, 1946-49
8	Dick Lisabeth, 1951-54

Passing Percentage

.520	Jimmy Hill (132-254), 1996-98
.499	Mark Friday (372-746), 1991-93
.464	A.J. Vaughn (116-250), 1965-67
.460	Mike Soluk (92-200), 1957-58, 60
.453	Mitch Ritter (72-159), 1969-71
.4489	Michael Gluski (374-833), 1994-95, 97-98
.4486	Dick Brown (131-292), 1950-52
.442	Dick Lisabeth (57-129), 1951-54
.441	Jason Charron (316-717), 1999-01
.419	Ed Skowneski (162-387), 1972-75

Receptions

177	Ray Ponder, 1989-92
163	Pierre Brown, 1998-01
110	Jimmy Hill, 1996-98
91	Paul Longo, 1978-81
79	Jon Roberts, 1995-98
67	Terry Fuller, 1969-71
66	Jim Johnston, 1950-52
58	Tom Badalamenti, 1983-85
55	Chad Fietsam, 1985-87
54	John Aird, 1995-98

Receiving Yards

3,138	Pierre Brown, 1998-01
2,655	Ray Ponder, 1989-92
1,645	Jimmy Hill, 1996-98
1,545	Dean Morrison, 1974-77
1,490	Nate Bush, 1993-95
1,299	Tom Badalamenti, 1982-85
1,154	Paul Longo, 1978-81
1,100	Jon Roberts, 1995-98
1,097	Chad Fietsam, 1984-87
1,081	Chris George, 1991, 94-96

Touchdown Receptions

37	Pierre Brown, 1998-01
21	Jimmy Hill, 1996-98
19	Ray Ponder, 1989-92
11	Elbert Richmond, 1950-52
9	Jim Johnston, 1950-52
8	Norm Levin, 1965-66
8	Paul Hay, 1965-67
7	Vic Zucco, 1953-54
7	Dale Mandrell, 1959-60
7	Jim Konopka, 1966-68

Average Per Reception

22.2	Jim Konopka, 1966-68
21.2	Elbert Richmond, 1950-52
20.8	Jim Russell, 1969-71
20.5	Dean Morrison, 1974-75
19.4	Brandon Brown, 2000
19.3	Pierre Brown, 1998-01
18.5	Vic Zucco, 1953-54
17.4	Paul Hay, 1965-67
17.0	Norm Levin, 1965-66
16.8	Angus MacKenzie, 1958-60

All-Purpose Yards (rushing, receiving, returns)

4,536	Joe Gough, 1991-94
3,691	Elbert Richmond, 1950-52
3,506	Thabiti Williamson, 1999-01
3,352	Pierre Brown, 1998-01
2,738	John Hazely, 1946-49
2,607	Jon Roberts, 1995-98

2,517	Ed Skowneski, 1972-75
2,475	Dick Byas, 1971-73
2,437	Arnie Gillert, 1994-97
2,153	Jimmy Hill, 1996-98

Touchdowns Scored

38	Pierre Brown, 1998-01
37	Ed Skowneski, 1972-75
27	Elbert Richmond, 1950-52
22	Jimmy Hill, 1996-98
21	John Hazely, 1946-49
16	Frank Cudillo, 1937-38, 40
16	Wes Carlos, 1950-52
14	Arnie Gillert, 1994-97
14	Vic Zucco, 1953-54
14	Jim MacMillan, 1956-58
14	Tom Wilson, 1966-69

Points Scored

234	Pierre Brown, 1998-01
222	Ed Skowneski, 1972-75
166	John Hazely, 1946-49
163	Elbert Richmond, 1950-52
158	Matt Fishburn, 1994-97
138	Jimmy Hill, 1996-98
108	Dick Lisabeth, 1951-54
97	Frank Cudillo, 1937-38, 40
96	Wes Carlos, 1950-52
95	Jim MacMillan, 1956-58

Extra Point Attempts

NA

Extra Points Made

68	Matt Fishburn, 1994-97
60	Bill Kelley, 1973-76
48	Dick Lisabeth (of 77), 1951-54
43	Jeff Cetlinski (of 60), 1966-68
40	Robert Klick (of 43), 1988-89
40	John Hazely, (of 65), 1946-49
38	Brad Newitt (of 44), 1998-99
27	Matt Pomeroy (of 34), 2000
23	George Iler, 1919-21
23	George Gembis, 1936-38

Field Goals Made

30	Matt Fishburn (of 50), 1994-97
28	Jerry McGowan, 1983-86
21	Robert Klick (of 33), 1988-90
19	Craig Motzer, 1986-87
12	Brad Newitt (of 20), 1998-99
7	Greg Guyon, 1973-74
6	Paul Jane, 1963-65
5	Bill Kelley, 1973-75
5	Carey Starnes, 1980
4	Stephen Wayne (of 9), 2001

Punt Attempts

223	Erik Burton, 1991-94
199	Chuck Aldrich, 1979-82

Punting Yards

8,051	Erik Burton, 1991-94
6,684	Chuck Aldrich, 1979-82

Punting Average

41.1	George Gembis, 1936-38
------	------------------------

Total Plays

1036	Ed Skowneski, 1972-75
948	Michael Gluski, 1994-95, 97-98
774	Jason Charron, 1999-01
746	Mark Friday, 1991-93
601	A.J. Vaughn, 1965-67
484	Jimmy Hill, 1996-98
478	Dan Gray, 2000-01
425	Elbert Richmond, 1950-52
414	Arnie Gillert, 1994-97
354	Mitch Ritter, 1969-71

Yards Gained

4,984	Michael Gluski, 1994-95, 97-98
4,790	Ed Skowneski, 1972-75
4,266	Jason Charron, 1999-01
4,204	Joe Gough, 1991-94
4,130	Mark Friday, 1991-93
3,257	Rich Popp, 1983-86

3,184	A.J. Vaughn, 1965-67
2,826	Jim Gendron, 1976-78
2,814	Paul Kroll, 1989-91
2,744	Anthony Frederick, 1992-95

Punt Returns

63	Keith Bennett, 1983-86
44	Nate Bush, 1993-94
42	George Crawford, 1965, 67-68
37	Dick Byas, 1971-73
36	Sterling Walker, 1999-01
31	John Hazely, 1946-49
28	Terry Rusin, 1974-75
25	Don Didlake, 1968-70
24	Jimmy Hill, 1996-98
22	Dick Lisabeth, 1951-54

Punt Return Yards

615	Nate Bush, 1993-95
563	Keith Bennett, 1983-86
427	Dick Byas, 1971-73
411	John Hazely, 1946-49
405	Sterling Walker, 1999-01
371	George Crawford, 1965, 67-68
305	Dick Lisabeth, 1951-54
222	Don Didlake, 1968-70
197	Haywood Sharpley, 1963-64
190	Jim MacMillan, 1956-58

Pass Interceptions

23	Chuck Aldrich, 1979-82
15	John Hazely, 1946-49
13	Matt Didio, 1983
13	Terry Rusin, 1974-75
12	Bill Foley, 1947-49
12	Dick Lisabeth, 1951-54
11	Gary Schultz, 1969-71
10	Tony Hawk, 1991-92, 96-97
10	Don Didlake, 1968-70
9	Roy Dudas, 1972-74

Pass Interception Yards

221	Don Fears, 1959
216	John Hazely, 1946-49
215	Don Didlake, 1968-70
185	Jim MacMillan, 1956-58
175	Alan Case, 1950-51
152	Bill Foley, 1947-49
123	Angelo Nicholas, 1959
121	Nick Cherup, 1941, 45
119	Dick Lisabeth, 1951-54

Kickoff Returns

81	Jon Roberts, 1995-98
50	Thabiti Williamson, 1999-01
47	Chad Fietsam, 1984-87
40	Dick Byas, 1971-73
33	Don Robinson, 1968-71
31	Elbert Richmond, 1950-52
30	John Kochoer, 1960-62
29	Jeff Cetlinski, 1966-68
28	Tony Hawk, 1991-92, 96-97
27	Sterling Walker, 1999-01
27	Derrick Coakley, 1989

Kickoff Return Yards

1,734	Jon Roberts, 1995-98
1,152	Thabiti Williamson, 1999-01
999	Chad Fietsam, 1984-87
877	Dick Byas, 1971-73
865	Don Robinson, 1968-71
699	Elbert Richmond, 1950-52
605	Jeff Cetlinski, 1966-68
545	Sterling Walker, 1999-01
505	John Kochoer, 1960-62
488	Dick Lisabeth, 1951-54

Tackles

527	Tim Morris, 1989-90, 93-94
408	Paul Butcher, 1983-85



Team Records

RUSHING

Attempts
 Game 81 vs. Illinois-Benedictine, 1974
 Season 666 1975

Yards Lost
 Game NA
 Season 538 1996

Fewest Yards Lost
 Game NA
 Season 209 1997

Net Yards
 Game 537 vs. St. Mary's, 1934
 Season 2,910 1975

Fewest Net Yards
 Game NA
 Season 754 2001

Touchdowns
 Game NA
 Season 11 2000

PASSING

Attempts
 Game 62 vs. Ashland, Sept. 8, 2001
 Season 451 2000

Completions
 Game 26 vs. St. Joseph, 1998
 26 vs. Mercyhurst, 1998
 26 vs. Ferris State, 1995
 26 .. vs. Saginaw Valley State (2nd), 1989
 Season 214 1993

Yards
 Game 426 vs. Ashland, Sept. 8, 2001
 Season 3,107 2000

Touchdowns
 Game 6 vs. Ashland, Sept. 9, 2000
 Season 28 2000

Had Intercepted
 Game 8 vs. Western Michigan, 1942
 Season 27 2000

Fewest Completions
 Game NA
 Season 115 1996

Fewest Yards
 Game NA
 Season NA

Best Percentage
 Game NA
 Season 50.9 1996 (115-226)

Worst Percentage
 Game NA
 Season 41.5 2000 (187-451)

TOTAL OFFENSE

Plays
 Game 95 vs. Saginaw Valley, Oct. 21, 2000
 95 vs. Ashland, Sept. 8, 2001
 Season 807 1999
 807 2000

Yards
 Game 644 vs. Wisconsin-Milwaukee, 1967
 Season 4,551 2000

Fewest Plays
 Game 61 at Northern Iowa, Aug. 30, 2001
 Season NA

Fewest Yards
 Game 172 vs. Hillsdale, Oct. 13, 2001
 Season 2,536 1996

SCORING

Touchdowns
 Game NA
 Season 42 2000

Most Points
 Game 65 vs. Hillsdale, 1937
 Season 292 2000

Points in a Half
 Game NA

Points in a Quarter
 Game NA

Point After Touchdown Attempts
 Game 8 vs. Omaha, 1951
 Season 42 2000 (34-kick, 8-other)

Point After Touchdown Made
 Game 8 vs. Omaha, 1951
 Season 31 1967 (30-kick, 1-other)

Field Goals Made
 Game 5 vs. Towson State, 1980
 Season 12 1997

Most Points, Two Teams
 Game 90 vs. Washington U. (61-29), 1968
 90 vs. Northwood (62-28), 2000

Shutouts by Wayne State
 Season 8 1921 (4 in 1977)
 All-Time 98 1918-2001

FIRST DOWNS

Total First Downs
 Game 30 vs. Ashland, Sept. 9, 2000
 Season 230 1993

Rushing
 Game 27 vs. Illinois-Benedictine, 1974
 Season 152 1975

Passing
 Game 18 vs. Indianapolis, 1998
 Season 119 2000

Penalty
 Game NA
 Season 21 1970

FUMBLES

Total Fumbles
 Game 11 vs. Case Tech, 1956
 Season 32 1996
 32 1997

Lost
 Game NA
 Season 17 1999

Recovered
 Game 7 vs. Louisville, 1954
 7 vs. Case Tech, 1956
 Season 18 1974
 18 1988
 18 1996
 18 1998
 18 1999

Fewest Lost
 Season 4 1998

PENALTIES

Most Penalties
 Game 17 vs. Saginaw Valley, 1991
 Season 97 1990

Yards
 Game 165 vs. Omaha, 1951
 Season 800 2000

PUNTING

Total Punts
 Game 16 vs. Central Michigan, 1930
 Season 78 1999

Yards Punting
 Game 589 vs. Michigan State, 1936
 Season 2,865 1999

Punting Average
 Game 52.3 vs. John Carroll, 1965
 Season 44.1 1965

PUNT RETURNS

Total Returns
 Game NA
 Season 34 1973

Yards
 Game 145 at Indianapolis, 2000
 Season 343 1973

KICKOFF RETURNS

Total Returns
 Game 12 vs. Grand Valley, 2001
 Season 59 2001

Yards
 Game 213 at Northern Michigan, Oct. 6, 2001
 Season 1,143 1998

INTERCEPTIONS

Most Interceptions
 Game 8 vs. Michigan Tech, Oct. 16, 1982
 Season 35 1983

Return Yards
 Game NA
 Season 471 1959

TOTAL DEFENSE

Fewest Plays
 Game NA
 Season 761 1996

Fewest Yards Total Offense
 Game 27 vs. Bradley, 1953
 Season 1,733 1970

Fewest First Downs Allowed
 Game 0 vs. Hillsdale, 1937
 Season 108 1971

RUSHING DEFENSE

Fewest Attempts
 Game NA
 Season 432 2000

Fewest Net Yards Allowed
 Game -80 vs. St. Joseph's, 1983
 Season 607 1983

Fewest Rushing First Downs Allowed
 Game 0 vs. Hillsdale, 1937
 0 vs. Louisville, 1937
 0 vs. St. Joseph's, 1983
 0 vs. Northwood, 1992
 Season 43 1983

PASSING DEFENSE

Fewest Completions Allowed
 Game 1 vs. Brandeis, 1953
 1 vs. Case Western Reserve, 1965
 1 vs. Central State, 1970
 1 vs. Valparaiso, 1992
 Season 72 1972

Fewest Passing Yards Allowed
 Game 2 vs. Central State, 1970
 Season 732 1970

Fewest Passing First Downs Allowed
 Game 0 vs. Hillsdale, 1937
 0 vs. Case Tech (2), 1956
 0 vs. Case Western Reserve, 1965
 0 vs. Central State, 1970
 0 vs. Northern Michigan, 1991
 Season 39 1970

CONSECUTIVE STREAKS

Wins 7, 1967
 Unbeaten Streak 11 (8-0-3), 1920-22
 Losses 15, 1930-31
 15, 1998-2000
 Winless 17 (0-16-1), 1930-32

Longest Plays/Academic Honor Roll **Football**

LONGEST PLAYS

Touchdown Run

90	A.J. Vaughn vs. Wisconsin-Milwaukee	1967
87	James Demaree vs. St. Mary's	1934
86	Joe Gough vs. Saint Joseph's	1992
85	Randy Holmes vs. Northwood	1987
82	Arnold Thompson vs. Hillsdale	1984
76	Vic Zucco vs. Washington (MO)	1953
75	Elbert Richmond vs. Omaha	1951
74	George Crawford vs. Washing. & Jefferson	1968
71	Ed McMullin vs. Akron	1939
67	Elbert Richmond vs. Eastern Michigan	1952

Non-Scoring Run

78	Jim MacMillian vs. John Carroll	1958
61	Ed Skowneski vs. Grand Valley	1975
58	Rod Shafer vs. Illinois-Chicago Circle	1972

Touchdown Pass

96	Dan Gray to Sterling Walker at Northern Michigan	2001
96	Jason Charron to Pierre Brown at Hillsdale	2000
96	Greg Goldstein to Mark Woodson vs. Northwood	1981
83	Jack Morton to Bob Gutow vs. Defiance	1931
82	Anthony Frederick to Nate Bush vs. Indianapolis	1994
81	Dick Lisabeth to Henry Lukowski vs. Drake	1954
80	Arnie Gillert to Jimmy Hill vs. Northwood	1997
80	Michael Gluski to Chris George vs. Northern Michigan	1994
80	Tim Duffy to Tim McCamant vs. Eastern Illinois	1979
78	Steve Gregor to Tom Badalamenti vs. Saginaw Valley	1984

Punt

91	Joe Delfgaw vs. Ashland	1989
82	George Gembis vs. Louisville	1938
82	George Gembis vs. Toledo	1937
80	George Gembis vs. Michigan State	1937
80	George Gembis vs. Akron	1937
80	Oswald Robbins vs. Assumption	1926
78	Dean Bacheller vs. Ferris State	1996
74	Tasso Rumeliotis vs. Augustana	1968

Punt Return for a Touchdown

91	Sterling Walker at Indianapolis	2000
82	Dick Lisabeth vs. Omaha	1951
80	Nate Bush vs. St. Francis	1993
75	Don Sherrod vs. Southern Illinois	1949
73	James Whisonant vs. Albion	1931
70	Joe Mohr vs. Bluffton	1936
69	Carlos Tuzzolino vs. Defiance	1933
68	George Crawford vs. Eastern Michigan	1967
65	Irv Weinstein vs. Otterbein	1944

Non-Scoring Punt Return

73	James Whisonant vs. Assumption	1937
----	--------------------------------	------

Kickoff Return for a Touchdown

96	Dick Lisabeth vs. Iowa State	1951
94	Sterling Walker at Northern Michigan	2001
94	Jon Roberts vs. Bloomsburg	1996
91	Tom Badalamenti vs. Ferris State	1985
89	Derek Ginyard vs. Saint Joseph's	1999
85	George Gembis vs. Hillsdale	1937
84	Steve Lee vs. Grand Valley	1988
84	Don Keen vs. John Carroll	1955
78	Don Robinson vs. Eastern Illinois	1968
75	Jack Crittendon vs. South Dakota	1950

Non-Scoring Kickoff Return

91	Craig Gerbe vs. Saginaw Valley	1979
80	Warren Lambert vs. Grand Rapids J.C.	1925
67	Frank Cudillo vs. Central Michigan	1940
63	Sam Carpenter vs. Western Michigan	1941
54	Don Robinson vs. Illinois-Chicago Circle	1971

Interception Return for a Touchdown

100	John Kersey vs. SUNY-Buffalo	1981
100	Don Fears vs. Thiel	1959
100	Angelo Nicholas vs. Allegheny	1959
95	Russ Lightbody vs. Grand Rapids J.C.	1920

85	Joe Magnatta vs. Michigan State	1942
85	Jerry Schnelker vs. Akron	1939
72	Nick Cherup vs. Michigan State	1941
65	Frank Cudillo vs. Akron	1937

Non-Scoring Interception Return

75	George Lester vs. Ferris State	1925
67	Don Keen vs. (opponent NA)	1957

Fumble Return for a Touchdown

90	Ron Adkins vs. Bloomsburg	1996
84	Melvin Coleman vs. Grand Valley	1992
68	Jake Wenzel vs. Manchester	1928
67	John Poplawski vs. Buffalo	1957
60	Chuck Masacek vs. Olivet	1924
60	Owen Stemmelen vs. Assumption	1924
55	Leroy Dues vs. Hillsdale	1930
40	Walter Seip vs. Kalamazoo	1934

Non-Scoring Fumble Return

60	Martin Weisberg vs. Alma	1919
----	--------------------------	------

Field Goal

52	George Iler vs. Assumption	1920
51	Bob Klick vs. Northern Michigan	1990
51	Bob Klick vs. Ashland	1989
50	Jerry McGowan vs. St. Joseph's	1983
50	Carey Starnes vs. Towson State	1980
48	Craig Motzer vs. Tiffin	1987
48	Jerry McGowan vs. Kentucky State	1984
48	Carey Starnes vs. Towson State	1980
47	Paul Jane vs. Case Tech	1964
46	George Crayton vs. Ferris State	1970

Consecutive Games Started

44	Rich Baur	1993-96
42	Pat Carmody	1974-77
42	Jon Zimmer	1974-77

ATHLETIC DIRECTORS

ACADEMIC HONOR ROLL

(term gpa 3.50-4.00/12 hours)

2001-02 student-athletes only

Fall 1998: Randolph Hull, Jeff Roeschke.

Winter 1999: Dan Flannery, Mike Nowicki, Jeff Roeschke.

Fall 1999: Andy Dombrowski, Dan Flannery, Frank Hess, Randolph Hull, Jeff Roeschke.

Winter 2000: Dan Flannery, Nick Pappas, Jeff Roeschke.

Fall 2000: Andy Dombrowski, Dan Flannery, Joel Grambau, Frank Hess, Randolph Hull, Greg Luvisotto, Nick Pappas, Jeff Roeschke.

Winter 2001: Darrell Czubaj, Andy Dombrowski, Dan Flannery, Joel Grambau, Frank Hess, Greg Luvisotto, Mike Nowicki, Nick Pappas, Jeff Roeschke.

Fall 2001: Scott Cave, Darrell Czubaj, Amer Elhajjleiman, Nick Hall, Kurt Hunsanger, Adam Nemer-Kaiser, Nick Pappas, Jeff Roeschke, Billy Siffin, Stephen Wayne, Roger White.

Winter 2002: Steve Andonovski, John Atkinson, Darrell Czubaj, Amer Elhajjleiman, Dan Flannery, Greg Luvisotto, Nick Pappas, Jeff Roeschke, John Trudel, Stephen Wayne.

COACHES ACADEMIC

HONOR ROLL

(term gpa 3.00-3.49/12 hours)

2001-02 student-athletes only

Fall 1998: Jason Charron, Kevin GoodCourage.

Winter 1999: Marvin Beaty, Joel Grambau, Randolph Hull.

Fall 1999: Dan Gray, Mike Nowicki.

Winter 2000: Steve Andonovski, Andy Dombrowski, Kanye Gardner, Dan Gray, Randolph Hull, Kurt Hunsanger, Mike Nowicki, Billy Siffin, Greg Smith.

Fall 2000: Steve Andonovski, Jason Charron, Craig Jobe, Mike Nowicki, Mike Pilkington, Ed Youngs.

Winter 2001: John Atkinson, Jorge Gomez, Dan Gray, Pat Harwood, Randolph Hull, Kurt Hunsanger, Mike Johnson, Chris Manno, Brendan McGlinch, Mike Pfeister, Regie Rieder, Billy Siffin, Don Slankster, John Trudel, Roger White.

Fall 2001: Bryan Brandenburg, Chris Ensminger, Pat Harwood, Frank Hess, Greg Luvisotto, Chris Rinehart, Don Slankster, Ryan Strong, Sterling Walker, Ed Youngs.

Winter 2002: Matt Barranca, Qasim Basir, Jaron Blueford, Scott Cave, Andy Dombrowski, Dan Dzieszkowski, Matt Flannery, Jorge Gomez, Dan Gray, Nick Hall, Jon Herstein, Rod Hunsanger, Brendan McGlinch, Adam Nemer-Kaiser, Mike Pfeister, Mike Pilkington, Chris Rinehart, Billy Siffin, Don Slankster, Derek Stansbury, Ryan Strong, Roger White.



Jeff Roeschke has been named to the Athletic Director's Honor Roll all eight semesters at Wayne State.



Annual Leaders

RUSHING

Year	Name	Att.	Yards	Avg.	TD
1947	John Hazely	59	475	8.1	4
1948	John Hazely	93	515	5.5	6
1949	John Hazely	91	427	4.7	
1950	Elbert Richmond	124	528	4.3	4
1951	Elbert Richmond	165	790	4.8	5
1952	Gary Baillargeon	103	697	6.8	4
	Elbert Richmond	133	692	5.2	7
1953	Vic Zucco	79	637	8.1	6
1954	Vic Zucco	86	420	4.9	1
1955	Jack (J.D.) Goggins	63	223	3.5	0
1956	Jack Goggins	75	370	4.9	1
1957	Jim MacMillan	102	404	4.0	4
1958	Jim MacMillan	119	528	4.4	2
1959	Dick Laskowski	106	328	3.1	1
1960	Jim Morse	117	638	5.5	7
1961	John Kocher	86	270	3.1	2
1962	John Kocher	68	225	3.3	1
1963	John Gutowski	105	439	4.2	4
1964	Walt Lyszak	112	436	3.9	2
1965	A.J. Vaughn	105	336	3.2	1
1966	A.J. Vaughn	91	322	3.5	2
1967	A.J. Vaughn	155	776	5.0	7
1968	George Crawford	40	297	7.4	2
1969	Tom Wilson	99	367	3.7	3
1970	George Crayton	41	206	5.0	2
1971	Walt Espy	128	527	4.1	6
1972	Rod Shafer	110	345	3.1	2
1973	Ed Skowneski	230	854	3.7	8
1974	Ed Skowneski	184	637	3.5	10
1975	Ed Skowneski	186	809	4.3	18
1976	Mike Stankovich	183	878	4.8	7
1977	Vince Biondo	152	606	4.0	3
1978	Randy Alexander	127	688	5.4	3
1979	Randy Alexander	138	577	4.2	1
1980					
1981					
1982					
1983	Jeff Carlini	124	511	4.1	4
1984	L.C. Bulger III	127	542	4.3	7
	Vic Chenault	137	540	3.9	3
1985	Vic Chenault	139	537	3.9	2
1986	Vic Chenault	200	850	4.3	9
1987	L.C. Bulger III	241	1104	4.6	8
1988	Randy Holmes	198	906	4.6	8
1989	Steve Lee	133	594	4.5	7
1990	Steve Lee	188	904	4.8	6
1991	Steve Lee	214	634	3.0	8
1992	Joe Gough	285	1340	4.7	8
1993	Joe Gough	324	1250	3.9	12
1994	Joe Gough	385	1593	4.1	13
1995	Arnie Gillert	71	241	3.4	1
	Earl Reese	58	240	4.1	2
1996	Arnie Gillert	145	675	4.7	4
1997	Arnie Gillert	175	950	5.4	6
1998	Andy Grimm	88	386	4.4	1
1999	Thabiti Williamson	104	513	4.9	3
2000	Thabiti Williamson	204	1266	6.2	5
2001	Nate Collins	58	241	4.2	0

PASSING

Year	Name	Comp.	Att.	Pct.	Yds.	Int	TD
1942	Doug Rutherford	58	142	40.8	-	-	-
1947	Gene D'Ambrosio	13	47	27.7	138	4	1
1948	Gene D'Ambrosio	17	64	26.6	154	7	2
1949	Gene D'Ambrosio	36	108	33.3	507	11	5
1950	Dick Brown	22	73	30.1	484	10	4
1951	Dick Brown	46	93	49.5	556	5	6
1952	Dick Brown	63	126	50.0	800	9	14
1953	Dick Lisabeth	23	53	43.4	335	2	2
1954	Ned Kramer	25	59	42.4	477	5	6
1955	Hal Willard	16	40	40.0	217	4	3
1956	Ron Kowalczyk	21	52	40.4	282	7	1
1957	Ron Kowalczyk	33	85	38.8	604	4	4
1958	Mike Soluk	32	81	39.5	454	9	6
1959	Dick Laskowski	9	22	40.9	101	4	3
1960	Mike Soluk	56	109	51.4	776	6	6
1961	Don Smith	11	44	25.0	120	9	0
1962	Don Smith	31	55	56.4	434	1	4
1963	Dennis D'Angelo	21	65	32.3	228	7	4
1964	Tom Grange	19	51	37.3	233	6	2
1965	Ray Sliwinski	13	25	52.0	231	0	3
1966	A.J. Vaughn	40	85	47.1	548	9	3
1967	A.J. Vaughn	68	142	47.9	1090	7	17
1968	Bill Cortis	19	48	39.6	248	2	3
1969	Gary Rossi	21	48	43.8	395	5	1
	Mitch Ritter	23	55	41.8	262	6	2
1970	Gary Rossi	62	158	39.2	914	10	4
1971	Mitch Ritter	36	76	47.4	231	3	2
1972	George Birch	24	68	35.3	349	10	3
	Rod Shafer	26	68	38.2	322	7	2
1973	Ed Skowneski	47	122	38.5	703	9	2
1974	Ed Skowneski	48	116	41.4	677	4	4
1975	Ed Skowneski	59	119	49.6	847	7	5
1976	Jim Gendron	46	101	45.5	699	7	5
1977	Jim Gendron	32	66	48.5	463	7	6
	Terry Copacia	29	63	46.1	431	3	2
1978	Jim Gendron	61	136	44.9	685	12	3
1979	Jeff Ragland	81	165	49.1	923	5	2
1980							
1981							
1982							
1983	John Lonchar	71	132	53.8	838	9	7
1984	Rich Popp	138	257	53.7	1798	13	12
1985	Rich Popp	66	151	43.7	724	7	5
1986	Rich Popp	75	177	42.4	1119	13	3
1987	Mike Greenier	98	208	47.1	1306	10	7
1988	Mike Greenier	91	196	46.4	1154	13	7
1989	Paul Kroll	137	291	47.1	1824	19	12
1990	Paul Kroll	85	175	48.6	1138	10	8
1991	Jeff Kucemba	69	153	45.1	920	11	7
1992	Mark Friday	95	211	45.0	1117	10	10
1993	Mark Friday	209	390	53.6	2478	19	19
1994	Anthony Frederick	93	175	53.1	1229	5	10
1995	Anthony Frederick	106	220	48.2	1304	7	8
1996	Jimmy Hill	100	194	51.5	1138	12	7
1997	Michael Gluski	156	334	46.7	1884	9	14
1998	Michael Gluski	153	322	47.5	1981	17	19
1999	Jason Charron	117	274	42.7	1329	17	12
2000	Jason Charron	147	335	43.9	2385	19	21
2001	Dan Gray	121	278	43.5	1735	12	13